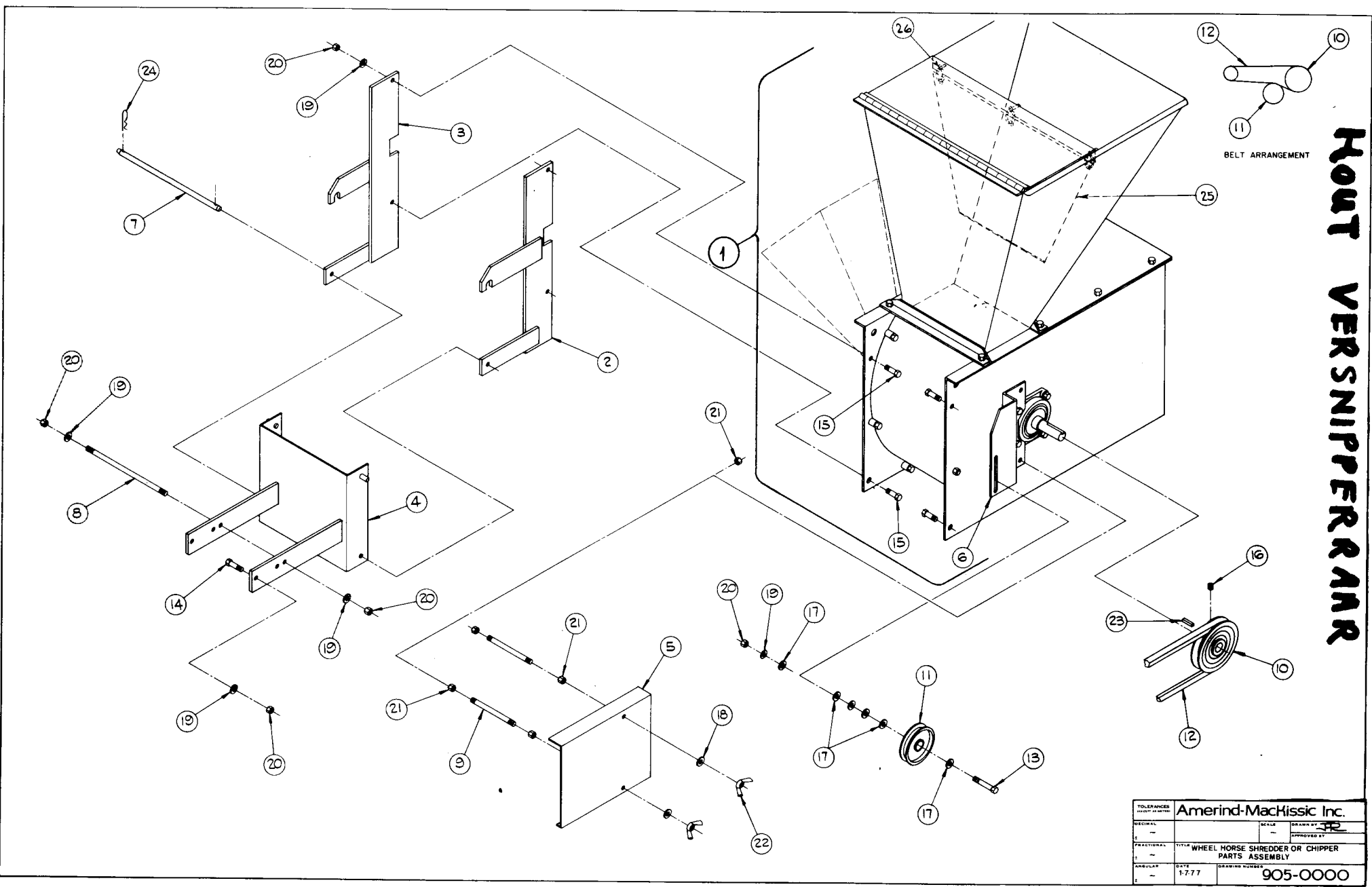


HOUT VERSNIJPERAAR

BELT ARRANGEMENT



TOLERANCES UNLESS OTHERWISE SPECIFIED		Amerind-MacKissic Inc.	
DECIMAL	—	SCALE	—
FRACTIONAL	—	DRAWN BY	—
ANGULAR	—	APPROVED BY	—
TITLE		WHEEL HORSE SHREDDER OR CHIPPER PARTS ASSEMBLY	
DATE	1-7-77	DRAWING NUMBER	905-0000

WHEEL HORSE SHREDDER OR CHIPPER

PARTS LIST 905-0000

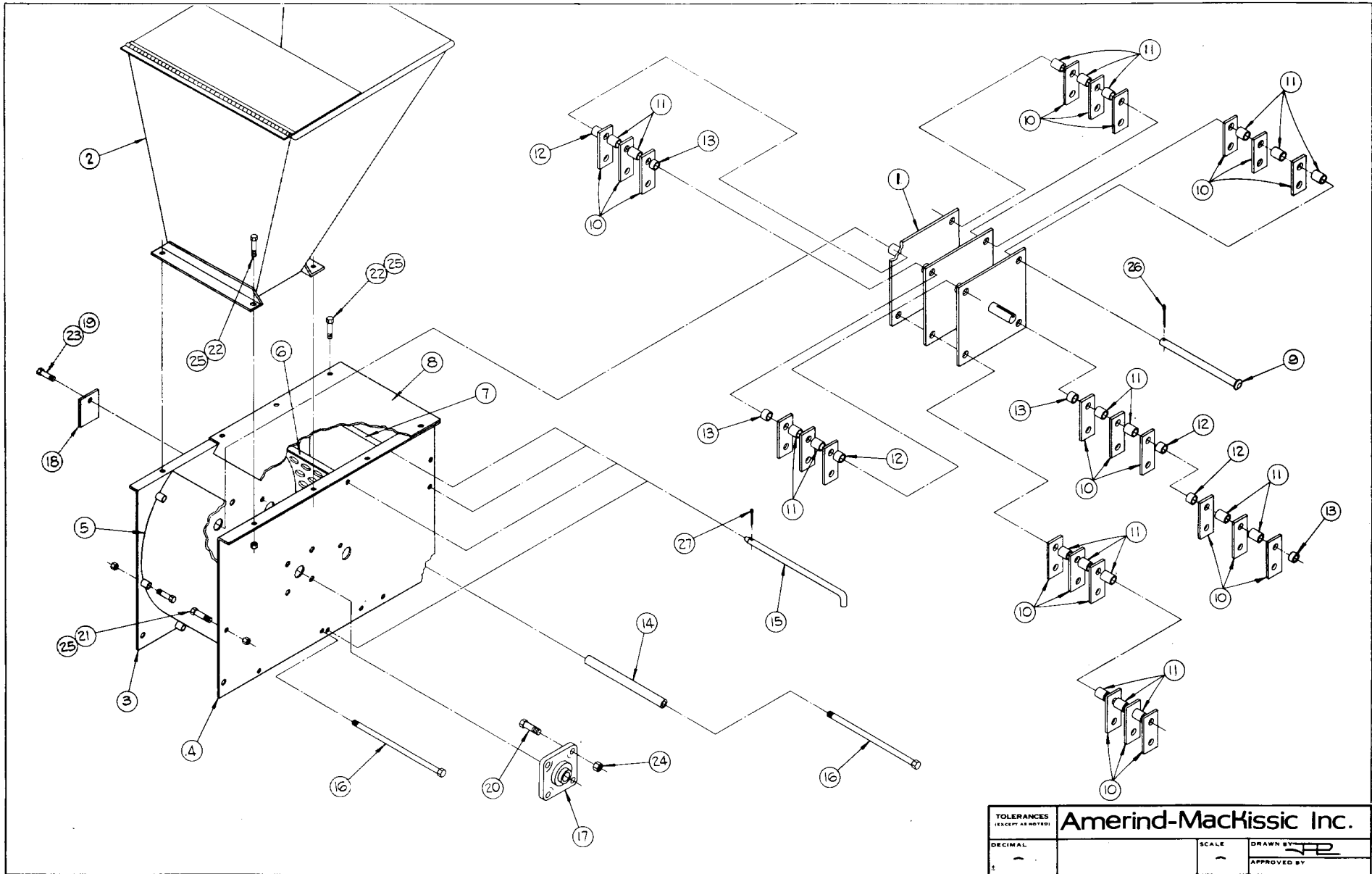
<u>Key No.</u>	<u>Part No.</u>	<u>Description</u>	<u>Quantity</u>
1	900-0051	Basic R. H. Shredder	1
2	050-0018	Mounting Bracket, R. H.	1
3	050-0017	Mounting Bracket, L. H.	1
4	905-0010	Frame Adapter	1
5	050-0022	Shield	1
6	0500023	Idler Bracket	1
7	500-0033	Mounting Pin	1
8	505-0009	Frame Adapter Bolt	1
9	050-0016	Shield Bracket Stud	2
10	500-0038	5 1/2" Pulley	1
11	100-0024	Idler Pulley	1
12	030-0126	Belt	1
13	3/8-16 x 1 1/2	Hex Cap Screw	1
14	3/8-16 x 1 3/4	Hex Cap Screw	2
15	3/8-16 x 1	Hex Cap Screw	4
16	5/16-18 x 5/16	Set Screw	1
17	3/8	Flat Washer	6
18	5/16	Flat Washer	2
19	3/8	Lock Washer	9
20	3/8	Hex Nut	9
21	5/16	Hex Nut	6
22	5/16	Wing Nut	2
23	500-0031	Key 1/4 x 1/4 x 1	1
24	100-0015	Hair Cotter Pin 3/32"	2
25	900-0073	Hopper Flex - Guard	1
26	900-0074	Nylon Ties	3

BASIC 9P SHREDDER, R. H. PARTS LIST 900-0051

<u>Key No.</u>	<u>Part No.</u>	<u>Description</u>	<u>Quantity</u>
1	900-0006	Rotor	1
2	900-0046	Hopper	1
3	900-0048	Left Side Plate	1
4	900-0047	Right Side Plate	1
5	900-0005	Scroll	1
6	500-0004	Screen	1
7	900-0010	Baffle Plate	1
8	900-0045	Top	1
9	500-0009	Hammer Rod	4
10	500-0008	Hammer	24
11	500-0011	Spacer, 7/8	20
12	500-0012	Spacer, 5/8	4
13	500-0010	Spacer, 5/16	4
14	500-0020	Spacer	1
15	500-0015	Screen and Baffle Rod	4
16	500-0022	Tie Rod	2
17	500-0016	Bearing	2
18*	900-0040	Cover Plate	1
19*	020-0004	Lock Washer Nut	1
20	3/8-16 x 1 1/4	S.A.E. No. 5 Cap Screw	8
21	5/16-18 x 1 1/4	S.A.E. No. 5 Cap Screw	6
22	5/16-18 x 3/4	S.A.E. No. 5 Cap Screw	8
23*	5/16-18 x 5/8	Hex Cap Screw	1
24	3/8-16	Lock Nut	8
25	5/16-18	Lock Nut	16
26	3/16 x 1	Cotter Pin	4
27	3/32	Hair Cotter Pin	4

*TWO FURNISHED ON TRACTOR MOUNTED MODELS

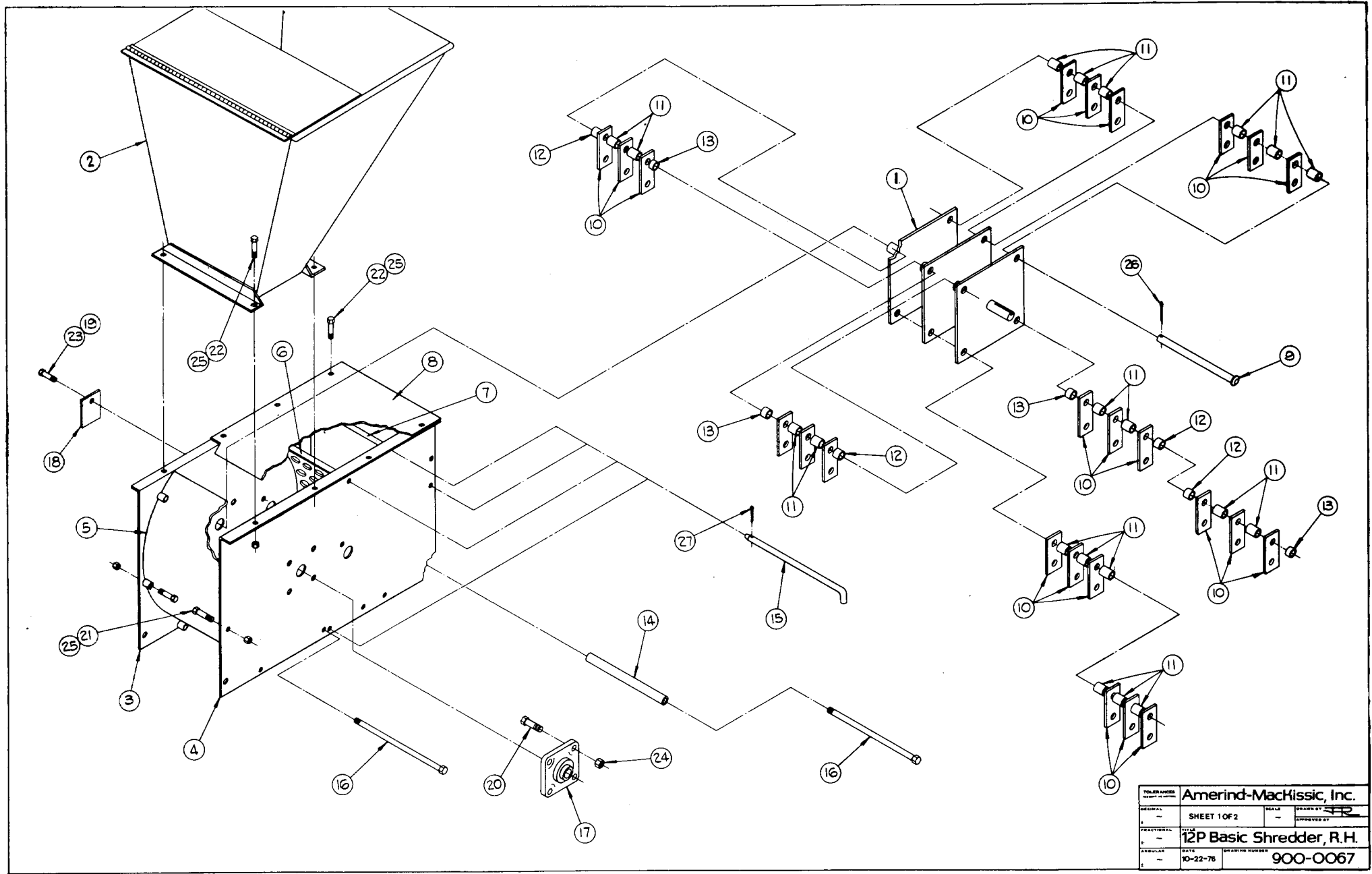
7



MACHINE 9 WH

TOLERANCES (EXCEPT AS NOTED)		Amerind-MacKissic Inc.	
DECIMAL	—	SCALE	DRAWN BY <i>FR</i>
FRACTIONAL	—	APPROVED BY	
ANGULAR	—	DATE	DRAWING NUMBER
		9-3-76	900-0051

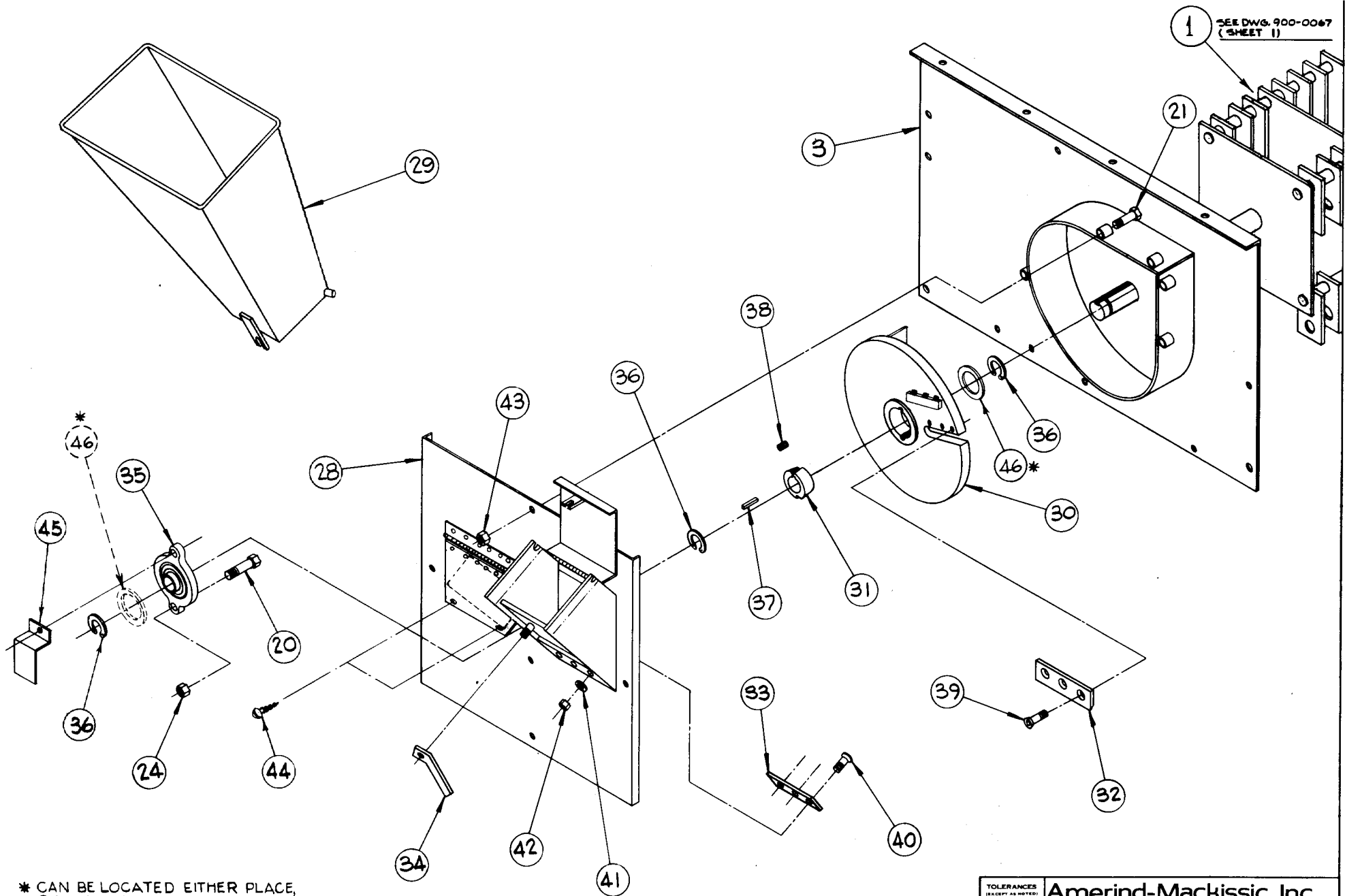
8



MACHINE 12 WH

1 SEE DWG. 900-0067
(SHEET 1)

6



* CAN BE LOCATED EITHER PLACE,
@ ASS'Y. IN MFG.

TOLERANCES (EXCEPT AS NOTED)		Amerind-Mackissic, Inc.	
DECIMAL	-	SCALE	-
FRACTIONAL	-	DRAWN BY	J.P.
ANGULAR	-	APPROVED BY	G.K.
TITLE		12P Basic Chipper, R.H.	
DATE	10-22-76	DRAWING NUMBER	900-0067

MACHINE 12 WH

BASIC 12-P SHREDDER-CHIPPER, R.H. PARTS LIST

900-0067 - SH'T. 1 & 2

<u>Key No.</u>	<u>Part No.</u>	<u>Description</u>	<u>Quantit</u>
1	900-0062	Rotor	1
2	900-0046	Hopper	1
3	900-0064	Left Side Plate	1
4	900-0065	Right Side Plate	1
5	900-0005	Scroll	1
6	500-0004	Screen, 1"	1
7	900-0010	Baffle Plate	1
8	900-0045	Top	1
9	500-0009	Hammer Rod	4
10	500-0008	Hammer	24
11	500-0011	Spacer, 7/8	20
12	500-0012	Spacer, 5/8	4
13	500-0010	Spacer, 5/16	4
14	500-0020	Spacer	1
15	500-0015	Screen and Baffle Rod	4
16	500-0022	Tie Rod	2
17	030-0114	Bearing	1
18*	900-0040	Cover Plate	1
19*	020-0004	Lock Washer Nut	1
20	3/8-16 x 1-1/4	S.A.E. No. 5 Cap Screw	6
21	5/16-18 x 1-1/4	S.A.E. No. 5 Cap Screw	12
22	5/16-18 x 3/4	S.A.E. No. 5 Cap Screw	8
23*	5/16-18 x 5/8	Hex Cap Screw	1
24	3/8-16	Lock Nut	6
25	5/16-18	Lock Nut	16
26	3/16 x 1"	Cotter Pin	4
27	100-0015	Hair Cotter Pin	4
28	900-0066	Chipper Side Plate	1
29	900-0022	Chipper Hopper	1
30	900-0016	Chipper Disc	1
31	030-0118	Bushing	1
32	900-0011	Knife	1
33	900-0012	Wear Plate	1
34	500-0051	Chute Locking Handle	1
35	030-0115	Bearing	1
36	030-0117	Retaining Ring	3
37	500-0031	Key	1
38	020-0001	Set Screw	2
39	5/16-18 x 3/4	Flat Head Socket Cap Screw	3
40	1/4-20 x 1"	Flat Head Socket Cap Screw	3
41	1/4	Flat Washer	3
42	1/4-20	Flex Lock Nut	3
43	5/16-18	Flex Lock Nut	6
44		Sheet Metal Screw	2
45	900-0059	Rotor Shaft Shield	1
46	1 3/16"	Washer	

*FURNISHED ON TRACTOR MOUNTED MODELS ONLY.

WHEN ORDERING, ALWAYS REFER TO THE PART BY THE PART NUMBER.